

# SCIENCE WEEK SPECIAL

We have had a fantastic week at Colebourne celebrating National Science Week. Children have been experimenting with bubbles and doing other experiments. Year 2, 5 and 6 had Sublime Science workshops and Year 4—6 spent the day the BIG BANG Show at the NEC.



Here is a sample of what has been going on this week:



## RECEPTION:

Reception have had lots of fun exploring bubbles this week. We learnt how to create our own bubble blowers out of paper and how to make our own bubble mixture. We explored how to make bubbles using any object and managed to make a tall bubble using a hula-hoop. We also created our own art work by bubble painting and enjoyed mixing the colours together. We have had a brilliant week.

## YEAR 1:

In Year one during science week we have been investigating different ways to blow bubbles. we have used lots of resources found around our classroom and even used our hands. We even had a go at painting using bubbles. We have had loads of fun with bubbles this week!



## YEAR 2:

Year 2 really enjoyed Science Week and had lots of fun investigating bubbles. We loved the Science visitor. We used a special air tube to fire air across the room.

“My favourite part of the week was when we investigated which bubble mixture made the strongest bubbles” Aisha



**TURN OVER FOR MORE SCIENCE WEEK NEWS**



**RED NOSE DAY FRIDAY 24th MARCH:** School will be selling noses after school from Monday onwards for £1 and glasses for £2 . On Friday, children can wear red clothes/ non-uniform to school and make a monitory donation if they wish.

**MOTHERS' DAY: FRIDAY 24th MARCH, 2.00pm – 3.15pm.** Thank you to all those who have already booked online for this event. We are now preparing the resources for the afternoon. If someone is able to come please make sure you have booked online by Monday, 9am at the very latest. (A text with the booking link has been sent out previously—If you can't book online—please let the office know by Monday that you will be attending.



## THIS WEEK'S ATTENDANCE

Whole School	Best Class: KS1	Best Class: KS2	Year So Far
96.8%	98.9% <i>Badgers</i>	100% <i>5C</i>	95.8%

## DIARY DATES

Wed 22nd Mar	E-Safety awareness session for parents (9am—10.15am)*
Frid 24th Mar	Red Nose Day
Frid 24th Mar	Mothers' Day afternoon (2.00pm—3.15pm)
Tue 28th Mar	E-Safety awareness session for parents (2pm—3.15pm)*
Wed 5th Apr	TALENT SHOW

\*Both E-Safety awareness sessions are the same—you only need to attend one.



Colebourne Primary School, Stechford Road, Hodge Hill, Birmingham B34 6BJ  
Tel: (0121) 675 8500 (opt. 2) Fax: (0121) 675 8499 E-mail: enquiry@colebourne.bham.sch.uk

Website: www.colebourne.bham.sch.uk Twitter: @Colebourne Facebook: www.facebook.com/colebourneprimary

Support us: www.easyfundraising.org.uk/causes/colebourneprimary



Issue 22  
Week Ending  
17th March 2017



**YEAR 3:**

"I liked it when we investigated which liquid made the bubbles last the longest. We mixed different things with water and washing up liquid. We tried mixing oil, glycerine, salt and vinegar. We found that the glycerine was the best." Tayyub

"I enjoyed making bubbles after making a pipe cleaner bubble wand. I learned that glycerine helps make bubbles last longer" Harris

"I learned that it didn't matter what shape the bubble wand was—the bubble always came out as a sphere" Leena

**YEAR 4:**

We enjoyed the Science Show and had a great time learning new facts and taking part in lots of different activities that we might not get to do at school. We got to see lots of different companies like JCB and the Army and learn about what they do to help make science interesting and how they use science in everyday life.

"I really enjoyed trying out the virtual reality headsets" Ismaeel

"I think this week was great because we have discovered lots of different things that I wondered about!" Naayaab



**YEAR 5:**

5C had a fantastic time on Tuesday with Mad Mark from Sublime Science. We learned about how air moves, how sounds are caused by vibrations and how we can get water to move more quickly by creating a tornado. At the end of the session we even created some disgusting slime to take home!

On Wednesday, 5B had a spectacular scientific morning with a mad scientist. We completed different experiments including sound, air and disappearing water! At the end, we all made our own sticky slime. We all had a great morning and really enjoyed it!

Ramisa and Assiah 5B

**YEAR 6:**



"I've enjoyed science week and have learnt that glycerine forms a layer over a bubble so that it lasts longer." (Hadiyah)

"Who would have thought that making slime could be so easy- all you need is PVA glue, food colouring and the special ingredient: Borax!" (Poshmal)

"We have found out how to make the perfect bubble; the Big Bang Fair was awesome too- thanks for organising." (Abdul-Qudoos).

**CHECK OUT MORE PHOTOS IN OUR ONLINE NEWSLETTER EDITION AND ON OUR TWITTER FEED**







# Bubble Painting Science Week





**BUBBLE WEEK**



**PIC • COLLAGE**



**Colebourne Primary @Colebourne · 3h**

This afternoon 4C and 6C are sharing with each what they have learnt during our whole school Science Week [pic.twitter.com/rBHvHgWHOY](https://pic.twitter.com/rBHvHgWHOY)





PIC•COLLAGE





# Science Week - Bubbles







BUBBLE  
WAND  
FUN!


picCOLLAGE






PICCOLLAGE












PIC•COLLAGE





# BUBBLE MAKERS







## TESTING THE BUBBLE MAKERS






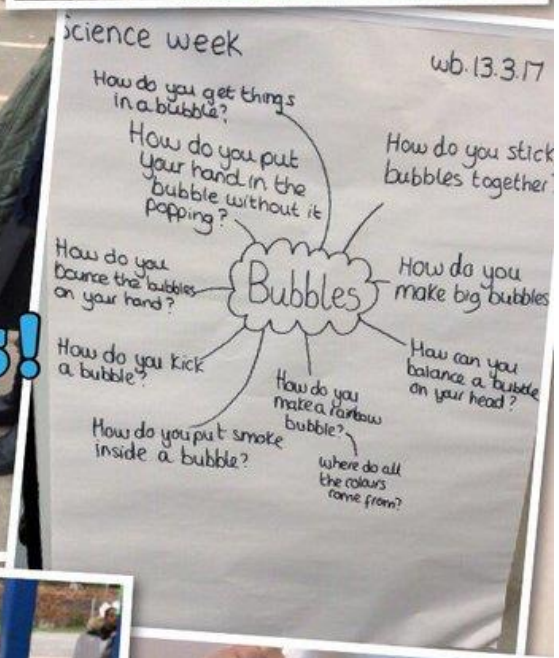




**THE YEAR 3  
SCIENCE  
SHOW IS  
OPEN FOR  
BUSINESS!**



PICCOLLAGE











# BUBBLES







**MAKING OUR OWN SUPER BUBBLE SOLUTION!**



**PIC•COLLAGE**





- |                        |   |
|------------------------|---|
| Imran + Umar + Saima   | 2 |
| Udayce + Sulaiman      | 2 |
| Emma + Luqman          | 2 |
| ISAM/ZAYD/SRAH/KALEEM  | 2 |
| James + Josh           | 2 |
| Aaliyah + Safina       | 2 |
| Hayden + Fahem + Mason | 2 |
| Ali + Sam              | 2 |



PICCOLLAGE





**BUBBLE  
PAINTING  
IN 3M!**

PICCOLLAGE